

# Class One

## English Workbook



Name: \_\_\_\_\_

Section: \_\_\_\_\_

## **Published by**

Department of School Education (DSE)  
Ministry of Education and Skills Development (MoESD)  
Royal Government of Bhutan  
Thimphu

Copyright © 2023 Department of School Education (DSE), Ministry of Education and Skills Development (MoESD), Royal Government of Bhutan, Thimphu.

**All rights reserved.** No part of this book may be reproduced in any form without the permission of Ministry of Education and Skills Development, Thimphu.

This workbook remains the property of the Ministry of Education and Skills Development and must not be taken out of the school at any time.

Revised Edition 2023

## **Acknowledgement**

The School Curriculum Division (SCD) of the Department of School Education, Ministry of Education and Skills Development, expresses heartfelt appreciation to the professionals and teachers in developing this workbook to enhance the implementation of the English curriculum. Your invaluable contributions have been pivotal in shaping this resource.

1. Sonam Wangmo, Teacher, Gedu HSS
2. Namgay Wangmo, Teacher, Gedu HSS
3. Chechey, Teacher, Dechencholing HSS
4. Namgay Dem, Teacher, Dorokha LSS
5. Babita Gurung, Teacher, Gomtu HSS
6. Phuntsho Lhamo, Advisor, DSE, MoESD
7. Amber Rai, Curriculum Developer, SCD, DSE, MoESD
8. Sangay Tshering, Curriculum Developer, SCD, DSE, MoESD

# CONTENTS

ABOUT ME	1
MY BODY	5
MY FAMILY	8
MY CLASSROOM	10
HEALTHY LIVING	19
ME AND MY FRIENDS	23
MY SAVINGS	27
ME AND MY SURROUNDINGS	29
MY CLOTHES	38



## Important Instructions for Teachers

1. This thematic workbook has been specially designed for class one children in Bhutan.
2. The worksheets in the workbook can be used before, during and after the lesson.
3. In accordance with the English Instructional Guide for class one children are introduced to basic grammar concepts such as punctuation and frequently used high-frequency or sight words.
4. This thematic workbook takes a systematic approach to learning and includes a range of activities to engage children in active learning.
5. Children anticipate receiving praise from their teacher for their efforts. After assessing their work, you may complete the worksheet by sticking a sticker on it.

# ABOUT ME



Read and write in the box.

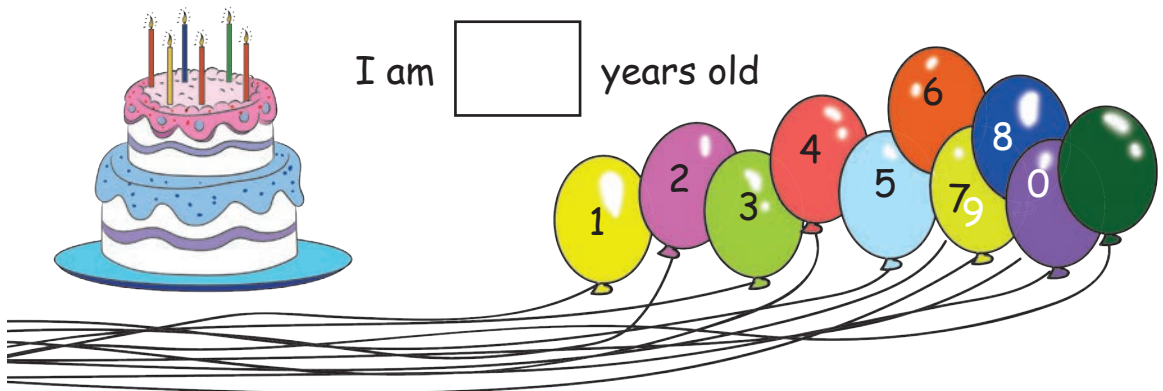


I am a

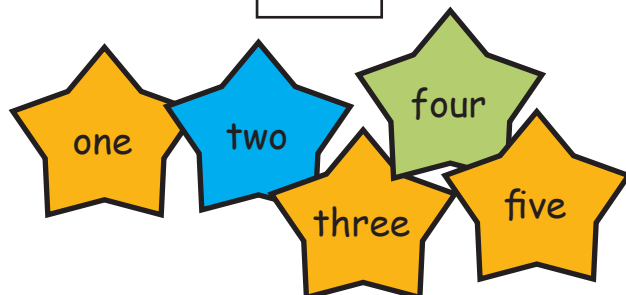
I am a



I am  years old



I am in class










Talk about the pictures and say what you like to do by putting a tick in the box.

Dancing Singing Helping Playing Reading Praying 



Put a tick in the food you like.

I like to eat...








Look at the picture and circle the correct word.

Cold

Happy

Scared

Bored



Angry

Sad

Surprised

Happy





Angry

Sad

Bored

Sick





# MY BODY



Discuss and draw the body parts.



Hair



Nose



Ear



Eyes



Mouth



Eye  
Brow



Leg



Arm



Hand



Foot



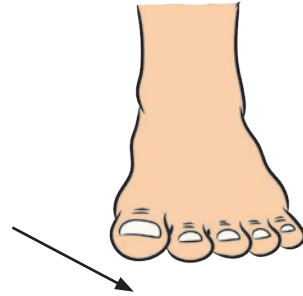
Stomach



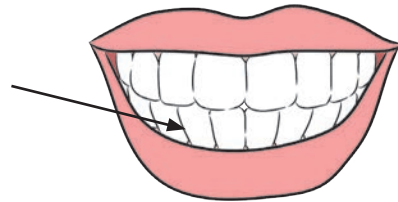


## Discuss and match

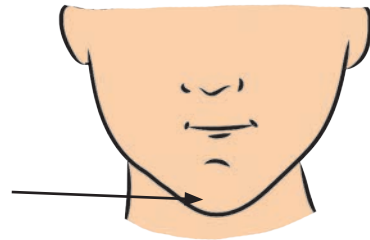
1. This is my chin.



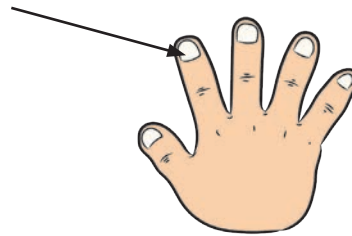
2. These are my nails.



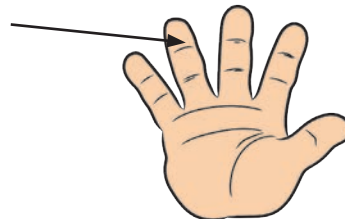
3. These are my fingers.



4. These are my teeth.



5. These are my toes.





## Discuss and write

What do you do in the morning?



---

---

---

---

---

---

---

---

---

---

---

---

# MY FAMILY



Find the words in the word search. Then write next to the member of the family.









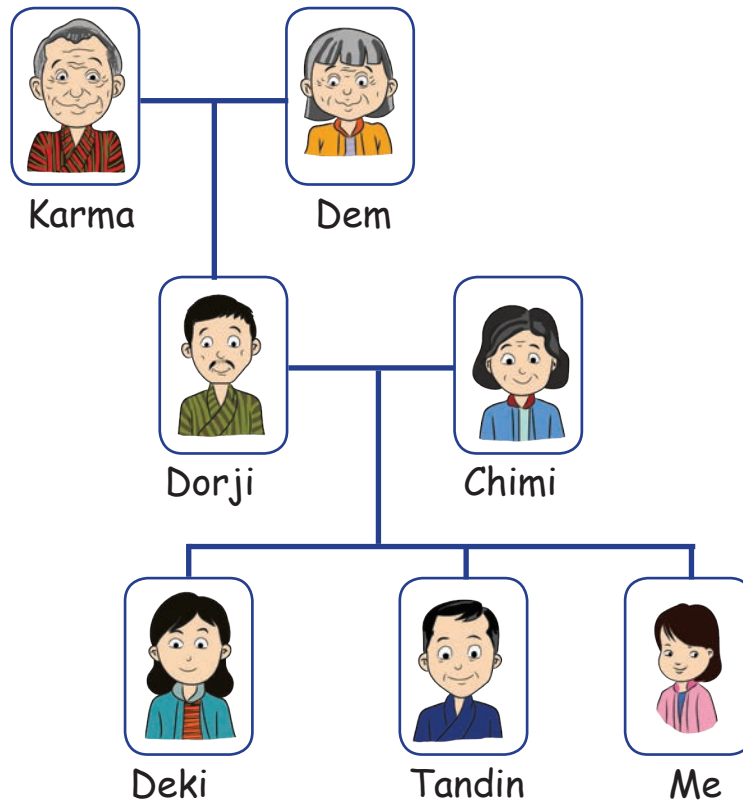

M	N	S	F	G	O	S	Q	B	G	C	P	T	V	O
I	C	B	N	O	R	D	D	S	R	Y	V	R	A	K
S	I	R	S	M	C	A	A	U	A	W	R	X	U	F
C	S	O	E	I	M	S	N	T	N	K	W	A	N	A
Y	K	T	S	A	Y	T	Y	D	D	I	D	Y	T	T
U	C	H	N	O	M	N	F	D	M	S	S	J	Y	H
E	S	E	M	O	T	H	E	R	O	A	W	S	A	E
L	B	R	W	X	R	R	M	A	T	V	A	I	Y	R
H	Z	D	C	T	B	A	P	Y	H	E	U	S	Q	B
U	N	C	L	E	T	P	P	O	E	F	A	T	X	B
W	V	M	W	A	H	U	U	D	R	M	M	E	I	D
J	U	U	X	D	L	L	Y	M	N	C	P	R	P	T
S	F	M	M	F	C	O	U	S	I	N	N	Z	X	Y
N	M	U	T	S	Q	J	K	C	N	Y	R	U	M	T
M	H	G	R	A	N	D	F	A	T	H	E	R	F	J







## Discuss and write



Write the correct relationship in each sentence.

grandfather

grandmother

father

mother

sister

brother

1. Karma is my \_\_\_\_\_.
2. Deki is my \_\_\_\_\_.
3. Dorji is my \_\_\_\_\_.
4. Dem is my \_\_\_\_\_.
5. Tandin is my \_\_\_\_\_.
6. Chimi is my \_\_\_\_\_.

# MY CLASSROOM



Discuss and write



---

---

---

---

---

---


---

---




## Read and write

1. What is this?



---

2. What is that?



---

3. What are these?



---

4. What are those?



---





## Cut and paste

Cut paste is given in last page of the workbook





## Write the answers

in

on

in front of

under

beside


behind

1. Where is the book?



The book is \_\_\_\_\_ the bag.

2. Where is the pen?



The pen is \_\_\_\_\_ the table.

3. Where is the pencil?




The pencil is \_\_\_\_\_ the chair. The book case is \_\_\_\_\_ the chair.

4. Where is the book case?



5. Where is the sharpener?



The sharpener is \_\_\_\_\_ the glue.

6. Where is the chair?



The chair is \_\_\_\_\_ the bookcase.



# Discuss and write



1. Where is the boy?

---

---



2. Where is the girl?

---

---





1. Where is the cat?

---

---



1. Where is the bag?

---

---



1. Where is the tin?

---

---



1. Where is the cat?


---

---





## Write the days



Monday

Tuesday

Wednesday

Thursday

Friday

Saturday

Sunday



Discuss what Dema did in a week.

MONDAY



TUESDAY



WEDNESDAY



THURSDAY



FRIDAY



SATURDAY



SUNDAY





## Choose and write

washed

played

went

took bath

cleaned

1. What did Dema do on Monday?

---

2. What did Dema do on Tuesday?

---

3. What did Dema do on Wednesday?

---

4. What did Dema do on Thursday?

---

5. What did Dema do on Friday?

---

6. What did Dema do on Saturday?

---

7. What did Dema do on Sunday?

---



# HEALTHY LIVING



Healthy habits are good. Read and put a tick on the emoji that shows good practice.



Exercise regularly



Sleep on time



Wash hands regularly



Littering




Eat well





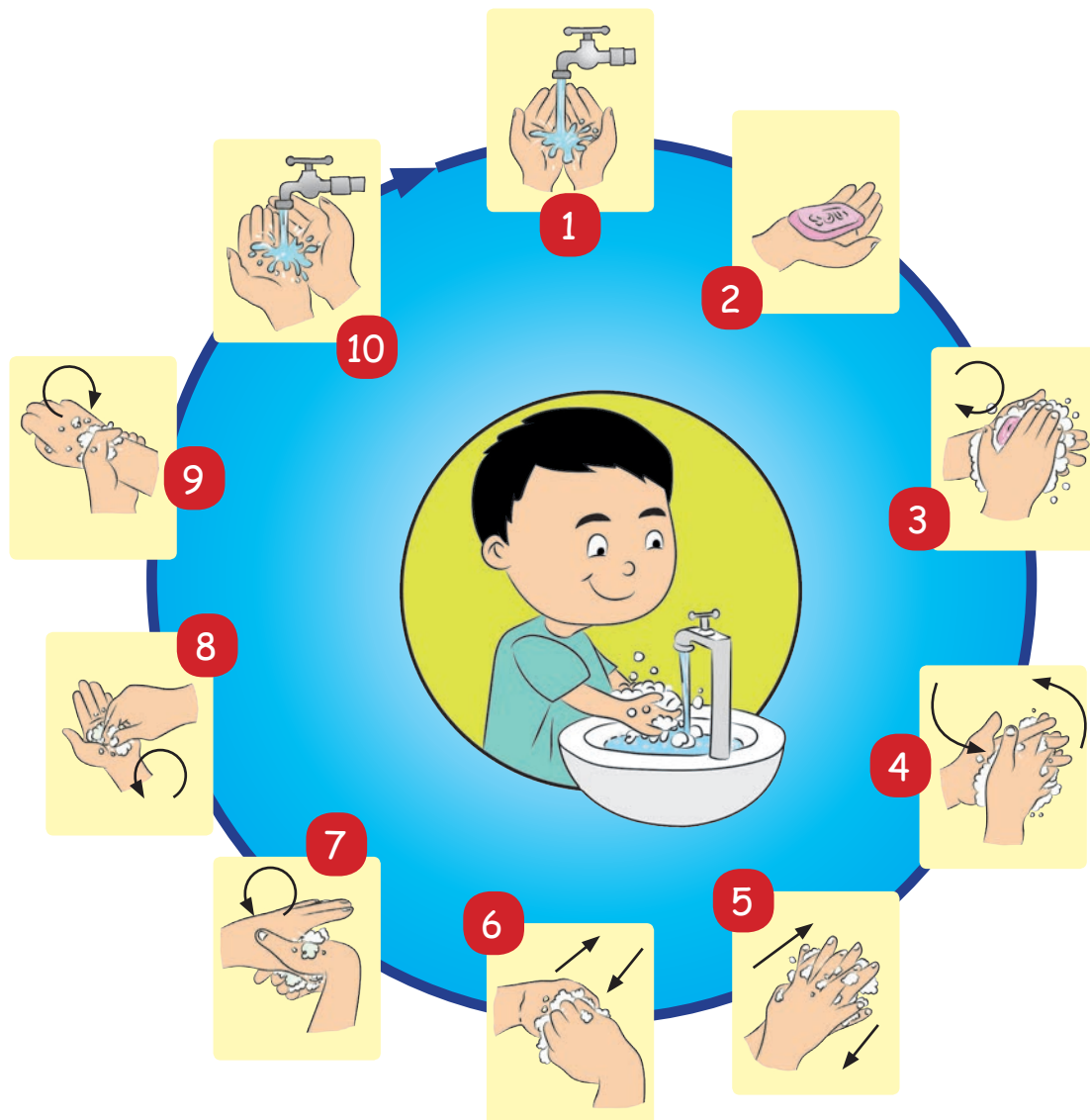
Discuss and draw in the correct column.



Healthy Food	Unhealthy Food

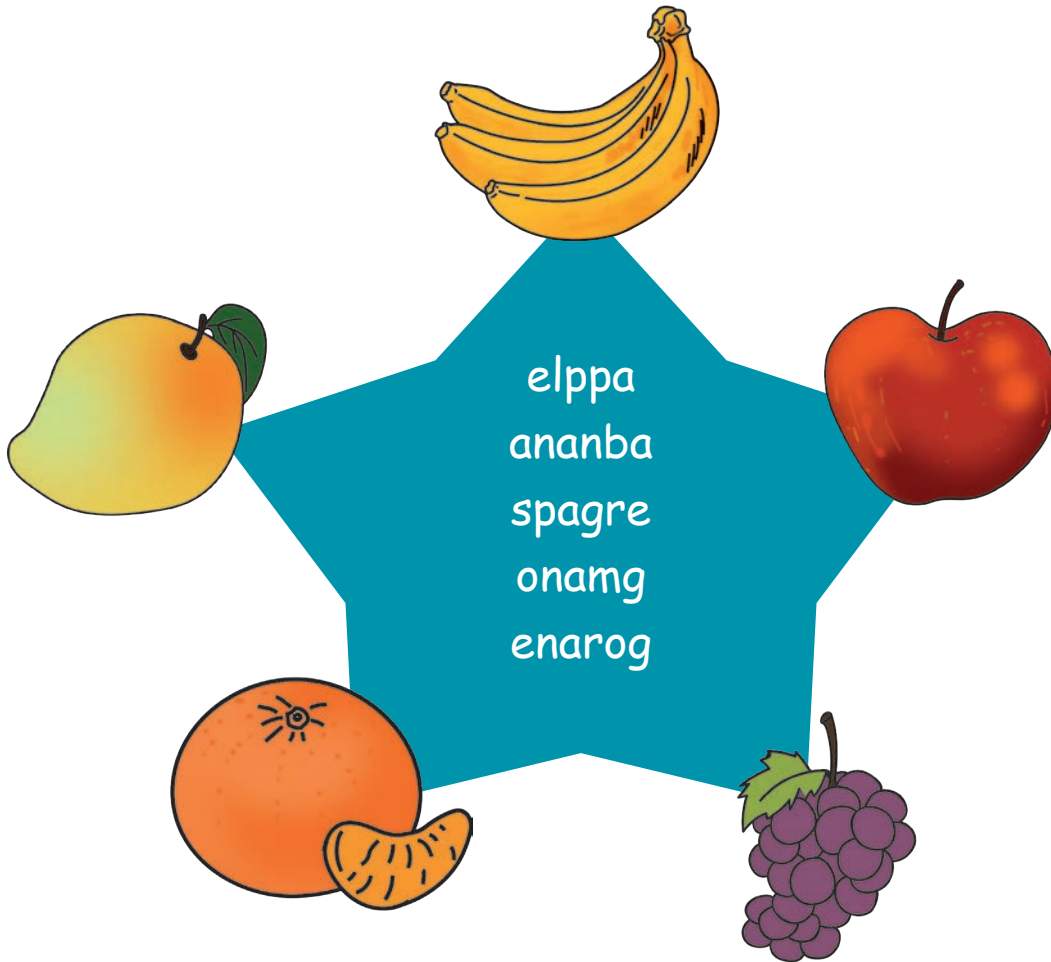


Discuss and wash your hands with the help of teacher.





Rearrange the following letter to make the name of fruits and write them below.



---

---

---

---

---

# ME AND MY FRIENDS



Discuss and write

What are they doing?




They are \_\_\_\_\_

\_\_\_\_\_



They are \_\_\_\_\_

\_\_\_\_\_



They are \_\_\_\_\_

\_\_\_\_\_



Read, understand and choose the answer.

## Friends

Chimi and Deki are friends.  
They like each other.  
They play, run and sing.



1. Who are they?

- sisters
- friends
- good

2. They \_\_\_\_\_ each other.

- like
- find
- help

3. What do they do?


- jump
- skip
- play



## Draw and write

What do you do with your friends?

One is done for you.




I share things.





## Talking about friends



### NOTE:

Ask learners to tell about their observations one by one. Then speak about their friends on the basis of following given sentences.

My friend's name is \_\_\_\_\_

He /She is \_\_\_\_\_


His/her favourite food is \_\_\_\_\_

# MY SAVINGS




Draw and write

I want more money.  
Please help me to  
grow big.



I have Nu. 200 and spent the sum on buying the following items.



Item	Cost
Bottle	Nu. 10
Book	Nu. 20
Pencil	Nu. 5
Eraser	Nu. 10
Sharpner	Nu. 5
Ruler	Nu. 10
Facemask	Nu. 15
<b>Total</b>	<b>Nu. 75</b>



How much do I have  
now? Get teacher's help.

I have \_\_\_\_\_.



Where should I  
keep the rest of  
the money?



## Discuss, share and draw

Why do we save money?

We save money to .....

# ME AND MY SURROUNDINGS

## Complete the sentences

windy

snowy

rainy

sunny

cloudy

stormy



It is a \_\_\_\_\_ day.



It is a \_\_\_\_\_ day.




It is a \_\_\_\_\_ day.



It is a \_\_\_\_\_ day.



It is a \_\_\_\_\_ day.




It is a \_\_\_\_\_ day.




# Match



AUTUMN



SUMMER



WINTER



SPRING



## Read and match

This is a driver.

This is a teacher.

This is a carpenter.

This is a doctor.

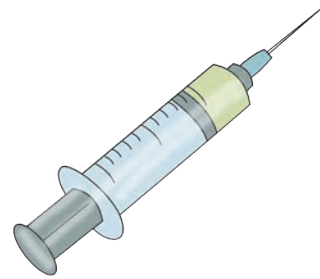
This is a farmer.






## Read and write

A doctor uses \_\_\_\_\_




A shopkeeper uses \_\_\_\_\_



A carpenter uses \_\_\_\_\_




A farmer uses \_\_\_\_\_





## Read and write



writing

girls

chalkboard

teacher

classroom

This is a \_\_\_\_\_.

He is in the \_\_\_\_\_

He teaches \_\_\_\_\_ and boys.

He is \_\_\_\_\_ on the \_\_\_\_\_





## Read and match

An elephant

lives in the forest.

A hen

lives in a kennel.

A sheep

lives in a shed.

A bird

lives in a nest.

A dog

lives in coop.

A pig

lives in a stable.

A rat

lives in a hole.

A horse

lives in a pen.

A monkey

lives on the tree.



## Discuss and write

Get help from your teacher.



List the things you see in the picture.

1. \_\_\_\_\_ 2. \_\_\_\_\_

3. \_\_\_\_\_ 4. \_\_\_\_\_

5. \_\_\_\_\_ 6. \_\_\_\_\_

7. \_\_\_\_\_ 8. \_\_\_\_\_




## Discuss and draw

This is Dema's place.




Draw a place where you live.





Colour the picture of the tree with thumb printing using water colour.



**NOTE:**

Complete the following sentence orally in one or two words.  
(Teacher will read the sentence aloud)

Tree gives us .....

# MY CLOTHES



Discuss and write

This one is done  
for you

This is a tego.  
It is blue.



Blank writing box with three horizontal lines.

Blank writing box with three horizontal lines.

Blank writing box with three horizontal lines.

Blank writing box with three horizontal lines.



Blank writing box with three horizontal lines.



Draw the picture in the correct column



SUMMER

WINTER





# Cut and paste

