

# Class Two

## English Workbook



## **Published by**

Department of School Education (DSE)  
Ministry of Education and Skills Development (MoESD)  
Royal Government of Bhutan  
Thimphu

Copyright © 2023 Department of School Education (DSE), Ministry of Education and Skills Development (MoESD), Royal Government of Bhutan, Thimphu.

**All rights reserved.** No part of this book may be reproduced in any form without the permission of Ministry of Education and Skills Development, Thimphu.

This workbook remains the property of the Ministry of Education and Skills Development and must not be taken out of the school at any time.

Revised Edition 2023

Reprint 2024

## **Acknowledgement**

The School Curriculum Division (SCD) of the Department of School Education, Ministry of Education and Skills Development, expresses heartfelt appreciation to the professionals and teachers in developing this workbook to enhance the implementation of the English curriculum. Your invaluable contributions have been pivotal in shaping this resource.

1. Sonam Wangmo, Teacher, Gedu HSS
2. Namgay Wangmo, Teacher, Gedu HSS
3. Chechey, Teacher, Dechencholing HSS
4. Namgay Dem, Teacher, Dorokha LSS
5. Babita Gurung, Teacher, Gomtu HSS
6. Phuntsho Lhamo, Advisor, DSE, MoESD
7. Amber Rai, Curriculum Developer, SCD, DSE, MoESD
8. Sangay Tshering, Curriculum Developer, SCD, DSE, MoESD

# CONTENTS

ABOUT ME	1
MY BODY	2
MY FAMILY	6
MY CLASSROOM	14
HEALTHY LIVING	19
ME AND MY FRIENDS	22
MONEY	30
ME AND MY SURROUNDINGS	32



## Important Instructions for Teachers

1. This thematic workbook has been specially designed for class two children in Bhutan.
2. The worksheets in the workbook can be used before, during and after the lesson.
3. In accordance with the English Instructional Guide for class two, children are introduced to basic grammar concepts such as punctuation and frequently used high-frequency or sight words.
4. This thematic workbook takes a systematic approach to learning and includes a range of activities to engage children in active learning.
5. Children anticipate receiving praise from their teacher for their efforts. After assessing their work, you may complete the worksheet by sticking a sticker on it.

# ABOUT ME



Complete the sentence about yourself.

My name is \_\_\_\_\_.

I come from \_\_\_\_\_.

I live in \_\_\_\_\_.

I am \_\_\_\_\_ years old.

My photo here  
or  
draw and  
paste.

I have \_\_\_\_\_ brother(s) and \_\_\_\_\_ sister(s).

My favourite food is \_\_\_\_\_. I also like to eat  
\_\_\_\_\_ and \_\_\_\_\_, but I don't like  
\_\_\_\_\_ and I never eat \_\_\_\_\_.

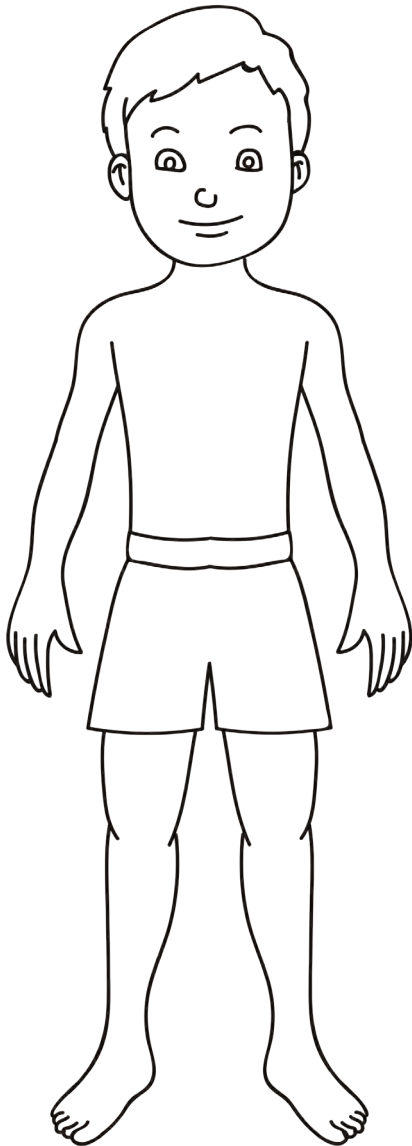
My favorite drink is \_\_\_\_\_. I also like to drink  
\_\_\_\_\_ and \_\_\_\_\_. I don't like \_\_\_\_\_.

My favorite color is \_\_\_\_\_. I also like \_\_\_\_\_ color. I  
never wear \_\_\_\_\_ dress.

# MY BODY



Read and color



- Colour his body brown.
- Colour his left arm red.
- Colour his right arm yellow.
- Colour his face white.
- Colour his hands blue.
- Colour his left leg black.
- Colour his right leg green.



Look at the picture and write the sentence.



This is how I  
take care of  
my body.

1. I brush my teeth.



2. \_\_\_\_\_.



3. \_\_\_\_\_.



4. \_\_\_\_\_.





## Read and draw

What do you do in the morning?

### Ten Little Fingers

Ten little fingers,

Ten little fingers,

Ten little toes,

Two little ears'

And

One little nose,

Two little eyes,

That shines so bright,

And

two little lips to

kiss Mom

"Good Night"



Draw here





Look for body words and write them in the space provided.

h	o	x	s	k	i	n
j	w	b	t	r	p	o
b	l	o	o	d	t	s
a	e	n	m	e	y	e
r	g	e	a	r	o	c
m	u	s	c	l	e	b
f	v	u	h	a	n	d

1. \_\_\_\_\_

2. \_\_\_\_\_

3. \_\_\_\_\_

4. \_\_\_\_\_

5. \_\_\_\_\_

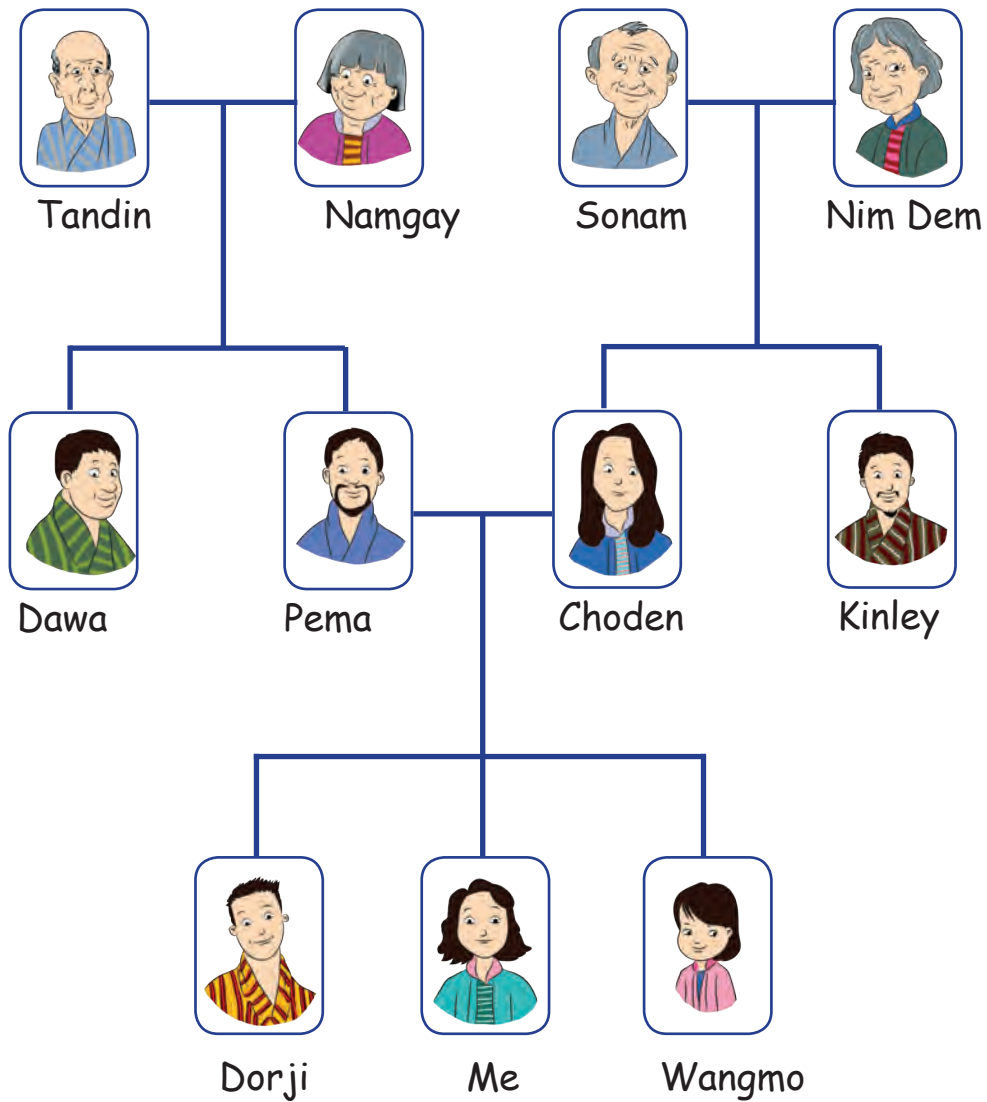
6. \_\_\_\_\_

# MY FAMILY



Discuss the picture

## Dechen's Family Tree





Look at Dechen's family and write the answers.

*Example. Who is Dorji?*

*Answer: Dorji is Dechen's brother.*

1. Who is Pema?

Answer: \_\_\_\_\_.

2. Who is Sonam?

Answer: \_\_\_\_\_.

3. Who are Dechen's father and mother?

Answer: \_\_\_\_\_.

4. Write the names of Dechen's grandmothers.

Answer: \_\_\_\_\_.



Draw your family tree and label it.

A large, empty rectangular box with rounded corners and a thin blue border, intended for the student to draw and label their family tree.



Answer the following questions.

1. What does your father do?

Answer: \_\_\_\_\_.

2. What does your mother do?

Answer: \_\_\_\_\_.

3. What does you bother do?

Answer: \_\_\_\_\_.

4. What does your sister do?

Answer: \_\_\_\_\_.

5. What does your grandfather do?

Answer: \_\_\_\_\_.

6. What does your grandmother do?

Answer: \_\_\_\_\_.

7. What do you do?

Answer: \_\_\_\_\_.

*Note: While carrying out this activity, teacher can talk about the roles and responsibilities of the family members.*



Discuss and write about the picture using the words given in the box.

### The Picnic



carried fire hot football night cooked swam home

One day we went \_\_\_\_\_  
\_\_\_\_\_  
\_\_\_\_\_  
\_\_\_\_\_  
\_\_\_\_\_



## Discuss the picture

### Steps to make suja



First



Then



Next



After that



Then



Finally



## Read and write

### Steps to make suja

1. Add tea leaves and a pinch of soda in cold water.
2. Boil it for ten minutes.
3. Pour the mixture in the churner.
4. Add the right amount of butter and salt.
5. Churn it for five minutes.
6. Put the suja on the fire again and make it hot but do not let it boil.

Write (Use *first*, *then*, *after that* and *finally*)

---

---

---

---

---

---

---

---

---

---

---

---

---

---

---





## Discuss and write

What will they do next?



---

---



---

---



---

---



---

---



---

---



---

---

# MY CLASSROOM



Discuss and write

Let us frame our classroom rules using sometimes, never and always.

sometimes

never

always

---

---

---

---

---

---

---

---

---

---

---

---

---

---

---

---

---



## Write

Answer the following questions.

1. What is the name of your school?

Answer: \_\_\_\_\_

2. What is the name of your Principal?

Answer: \_\_\_\_\_

3. What is the name of your class teacher?

Answer: \_\_\_\_\_

4. Make a list of things that you see in your classroom.

Answer: \_\_\_\_\_

\_\_\_\_\_

\_\_\_\_\_

5. Make a list of activities that you do in the morning assembly.

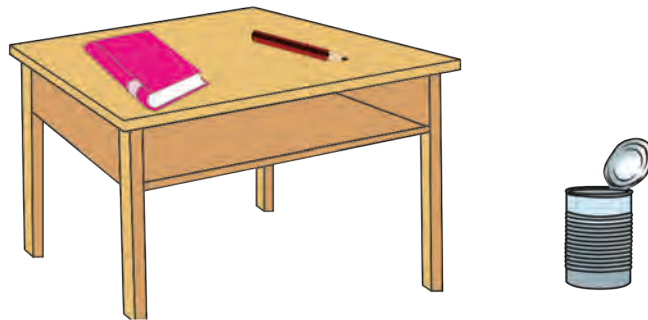
Answer: \_\_\_\_\_

\_\_\_\_\_

\_\_\_\_\_



## Read and draw



1. Draw a red flower in the tin.
2. Draw a blue cup beside the tin.
3. Draw a chair behind the table.
4. Draw an eraser between the book and the pencil.
5. Draw a ruler in front of the tin.
6. Draw a sharpener under the table.
7. Draw a yellow bottle on the table.
8. Draw a bag near the table.



Fill in the blanks using the words given below.

library

chalkboard

broom

classroom

care

bin

good

- a) We use ..... to sweep the class.
- b) Our school has a good .....
- c) Every classroom has a .....
- d) We throw waste in the .....
- e) We should take..... of our school garden.
- f) We learn .....things in school.
- g) We clean our..... every day.





Circle the describing words.

red      boy      car      small

tiny      dog      mother      friend

girls      books      long      bicycle

short      ugly      man      play


poor      old      friend      tall

house      tall      school      big

# HEALTHY LIVING



Discuss the picture



## Teacher's Note:

*Eating well is good for your health. The teacher must explicitly discuss the food pyramid with the students.*



Study the food pyramid and choose the most correct answer and write in the space provided.

a) Which food group should you eat the most?

- i. dairy
- ii. vegetables
- iii. meats
- iv. grains

Ans: \_\_\_\_\_

b) Rice belongs to the grains group. Write true or false.

- i. true
- ii. false

Ans: \_\_\_\_\_

c) The food pyramid is divided into how many groups?

- i. 4
- ii. 2
- iii. 6
- iv. 3

Ans: \_\_\_\_\_

d) Which food group should you eat the least?

- i. dairy
- ii. vegetables
- iii. meat
- iv. grains





Look at the face and find out how many children like and dislike the following the food.


### Answer the following questions

1. How many children like vegetables?

Answer: \_\_\_\_\_.

2. Which food children like the most?

Answer: \_\_\_\_\_.

3. Which food do you have to eat less?

Answer: \_\_\_\_\_.

4. What is your favorite food and why?

Answer: \_\_\_\_\_.

# ME AND MY FRIENDS



Read and write about Ugyen Sonam.

*Name:* Ugyen Sonam Age: 8

*Village:* Nagtshang

*School:* Rongthung Primary school

*Things he does in school:*

Study, draw, read, pray and sing rhymes.

*Things he does after school:*

Play football, read story books, write homework and fetch water.



This is \_\_\_\_\_ . He is \_\_\_\_\_  
years old. He lives in \_\_\_\_\_ . He goes to  
\_\_\_\_\_ .

In school he \_\_\_\_\_  
\_\_\_\_\_ .

After school he \_\_\_\_\_  
\_\_\_\_\_ .



## Draw and write about your friend.

Name: \_\_\_\_\_.

Village: \_\_\_\_\_.

School: \_\_\_\_\_.

Things he/she does in school:

---

---

Things he/she does after school:

---

---

---

---

---

---

---

---

---

---

---

---



Ask the following questions to five friends and put a tick under Yes/No.

Name of your friend	Questions	Yes	No
1. _____	Can you speak Dzongkha?		
2. _____	Can you ride a horse?		
3. _____	Can you draw a picture of a cat?		
4. _____	Can you drive a car?		
5. _____	Can you walk four kilometers?		

**Write sentences using your friend's answer.**

*e.g. Tashi can/can't speak Dzongkha.*

1. \_\_\_\_\_

2. \_\_\_\_\_

3. \_\_\_\_\_


4. \_\_\_\_\_

5. \_\_\_\_\_



Read the given information to make wh-questions.

Monday was a holiday. Tshewang and Pema woke up at five o'clock. It was a beautiful sunny morning. They got up and dressed. Tshewang wore her best kira and her new blue keyra. She looked in the mirror. She looked very pretty. Pema put on a clean gho. It was their village tshechu and they were going to the dzong.



Write the questions in the given space and ask those questions to your friend.

1. **Who** woke up at five o'clock?

2. \_\_\_\_\_

3. \_\_\_\_\_

4. \_\_\_\_\_

5. \_\_\_\_\_



Rewrite the sentences below using correct punctuation.

1. we play football in the afternoon

Answer: \_\_\_\_\_

2. we live near the market

Answer: \_\_\_\_\_

3. i like my friends new shoes

Answer: \_\_\_\_\_

4. Karma went to the shop to buy a gift for me

Answer: \_\_\_\_\_

5. dorji is my best friend

Answer: \_\_\_\_\_

6. They like to read write draw and play.





Answer: \_\_\_\_\_

7. Do you like to go swimming

Answer: \_\_\_\_\_



# Discuss the picture





Look at the pictures and write the following sentences in correct order.

1. Put soil in the flower pot.
2. Keep the flower pot in the sunlight.
3. Put seeds in the flower pot with soil.
4. Get the flower pot.
5. Water the seeds.

1. \_\_\_\_\_

2. \_\_\_\_\_

3. \_\_\_\_\_

4. \_\_\_\_\_

5. \_\_\_\_\_






Fill in the blanks with this, that, these or those.

## Let's go for treasure hunt!



1. \_\_\_\_\_ map will take us to the treasure.

2. Oh! \_\_\_\_\_ is a way to the treasure land.  
Come on, let's go!



3. Yes, we got it! \_\_\_\_\_ are treasures.

4. \_\_\_\_\_ mountains are full of treasures.



# MONEY



Read the dialogue and answer the questions.



Mom, can I check how much I have saved in my piggy bank?



Why? Karma!



I want to buy a toy car.



How much does it cost?



It costs Nu.350.



Okay, go ahead.



Oh! Mom, it's not enough to buy a toy car. I have saved only Nu.200.



What should you do now?



I have to save more to buy the toy car.



Great idea!





## Answer the following questions

1. How much money did Karma have?

Answer: \_\_\_\_\_

2. What did she want to buy?

Answer: \_\_\_\_\_

3. If you were Karma, what would you have purchased?

Answer: \_\_\_\_\_

4. Do you like to save money or spend money?

Answer: \_\_\_\_\_

5. What do you like to spend money on?

Answer: \_\_\_\_\_

6. How much money do you have right now?

Answer: \_\_\_\_\_

*Complete the sentence.*

I am \_\_\_\_\_ing my \_\_\_\_\_.

# ME AND MY SURROUNDINGS



Rearrange the words in correct order.

rainy today blessed is day

1. \_\_\_\_\_

bath water cold I take with

2. \_\_\_\_\_

new I kira go wear temple to and

3. \_\_\_\_\_

back and I drink come suja home

4. \_\_\_\_\_

with go picnic I my to family

5. \_\_\_\_\_

best my it blessed rainy day is

6. \_\_\_\_\_



Read the text below and find the action words.

## Losar

Losar is our New Year's celebration. It comes once a year. So it is very special for all Bhutanese people, as it is considered one of the important occasions. On the day of the losar, we wake up early and wash our bodies. We wear new ghos and kiras. We drink porridge and suja. Besides, we also eat homemade snacks made especially for the day.

At first, we offer meals and drinks in the shrine and pray for a while for our family's wellbeing. Next, various meals are displayed. Then we all sit together and enjoy the meal.

On that day, some people stay home and spend quality time with their family, while others go for a picnic to enjoy the food with their friends and family.

We also visit Lhakhang, offer butter lamps, and pray for the well-being of all sentient beings.

Many people love to play games on this occasion. They form a team and play different games. The most common games are khuru, deogor, and archery. The men play khuru and archery, but many men prefer to play archery because it's our national game. The women perform songs and dances. Every people will have a great day on this occasion.



## Read and write

Write eight action words from the text.

1. \_\_\_\_\_
2. \_\_\_\_\_
3. \_\_\_\_\_
4. \_\_\_\_\_
5. \_\_\_\_\_
6. \_\_\_\_\_
7. \_\_\_\_\_
8. \_\_\_\_\_

*Answer the following questions.*

1. What is losar?

Answer: \_\_\_\_\_

2. What do people do during losar?

Answer: \_\_\_\_\_

3. How do you and your family celebrate the losar? Write in few sentences.

Answer: \_\_\_\_\_

---

---

---

---

---



---

---



Discuss, choose and write the weather words from the option given below.

windy sunny snowy thundery rainy cloudy foggy stormy





Draw this week's weather using the symbols.

symbols



windy



sunny



snowy



thundery

symbols



rainy



cloudy



foggy



stormy

Day	Morning	Afternoon	Night
Monday			

1. Which day was the hottest?

Answer: \_\_\_\_\_

2. Which day was the coldest?

Answer: \_\_\_\_\_

3. \_\_\_\_\_ was \_\_\_\_\_ er than \_\_\_\_\_.

\_\_\_\_\_ was \_\_\_\_\_ er than \_\_\_\_\_.





Read the description and write the name of the season.

1. This season has the longest days. It is hot. Everything is green.



Name of the season

2. It gets sunnier and warmer. Birds build their nests. Flowers start to bloom.



Name of the season

3. Leaves on trees turn yellow, orange, and red. Animals collect food for winter.



Name of the season

4. This season has the longest night. It is cold. Some animals like bear go to sleep.



Name of the season



Circle the name of the months from the word puzzle.

T	U	E	S	M	F	S	S	K	R	P
D	E	C	E	M	B	E	R	A	O	Q
D	J	U	E	Y	I	C	T	U	C	F
M	A	R	C	H	C	E	U	G	T	Y
A	N	W	E	D	N	M	R	U	O	J
Y	U	D	A	Y	E	B	D	S	B	U
R	A	P	R	I	L	E	J	T	E	L
T	R	O	F	E	B	R	U	A	R	Y
O	Y	N	L	O	M	O	N	D	A	Y
S	E	P	T	E	M	B	E	R	S	T
A	M	L	N	O	V	E	M	B	E	R

Write the months which fall under each season in the column given below.

Spring	Summer	Autumn	Winter



## Discuss the picture





Let us make few safety rules by looking at the pictures. Use must/must not.

1. \_\_\_\_\_  
\_\_\_\_\_



2. \_\_\_\_\_  
\_\_\_\_\_



3. \_\_\_\_\_  
\_\_\_\_\_



4. \_\_\_\_\_  
\_\_\_\_\_



5. \_\_\_\_\_  
\_\_\_\_\_






Draw and fill in the space provided.

1. Draw a carpenter making table.

This is a \_\_\_\_\_.  
He works in his \_\_\_\_\_. He uses a  
\_\_\_\_\_. He cuts w \_\_\_\_\_. He makes  
table and chair.




2. Draw a farmer..

This is a \_\_\_\_\_.  
He works in the f \_\_\_\_\_.  
He uses \_\_\_\_\_. He grows  
\_\_\_\_\_.




3. Draw a cook.

This is a \_\_\_\_\_. He cooks  
in the k \_\_\_\_\_. He uses  
\_\_\_\_\_.  
He cooks f \_\_\_\_\_.



4. Draw a teacher.

This is a \_\_\_\_\_. She works  
in the s \_\_\_\_\_. She teaches  
\_\_\_\_\_.  
She uses \_\_\_\_\_.

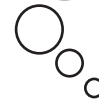




Draw and fill in the space provided.

*What will Dechen grow up to be?*

Dechen is \_\_\_\_\_ to be a \_\_\_\_\_.  
 She is \_\_\_\_\_ to \_\_\_\_\_ after  
 sick \_\_\_\_\_. She is \_\_\_\_\_ to  
 work in a \_\_\_\_\_. She is \_\_\_\_\_  
 to \_\_\_\_\_ medicine.



*What is Dorji going to become?*

Answer: \_\_\_\_\_  
 \_\_\_\_\_  
 \_\_\_\_\_  
 \_\_\_\_\_



*What are you going to become?*

*Draw and write.*


Answer: \_\_\_\_\_  
 \_\_\_\_\_  
 \_\_\_\_\_  
 \_\_\_\_\_





Look at the picture and fill in the blanks using one, another, the other.

1. Where are the cows?



1. \_\_\_\_\_ is in the cowshed.

2. \_\_\_\_\_ is under the tree.

3. \_\_\_\_\_ is near the river.

2. Where are the cars?



1. \_\_\_\_\_ is in the garage.

2. \_\_\_\_\_ is under the tree.

3. \_\_\_\_\_ is on the road.

3. Where are the ducks?



1. \_\_\_\_\_ is flying in the sky.

2. \_\_\_\_\_ is swimming in the water.

3. \_\_\_\_\_ is near the river.