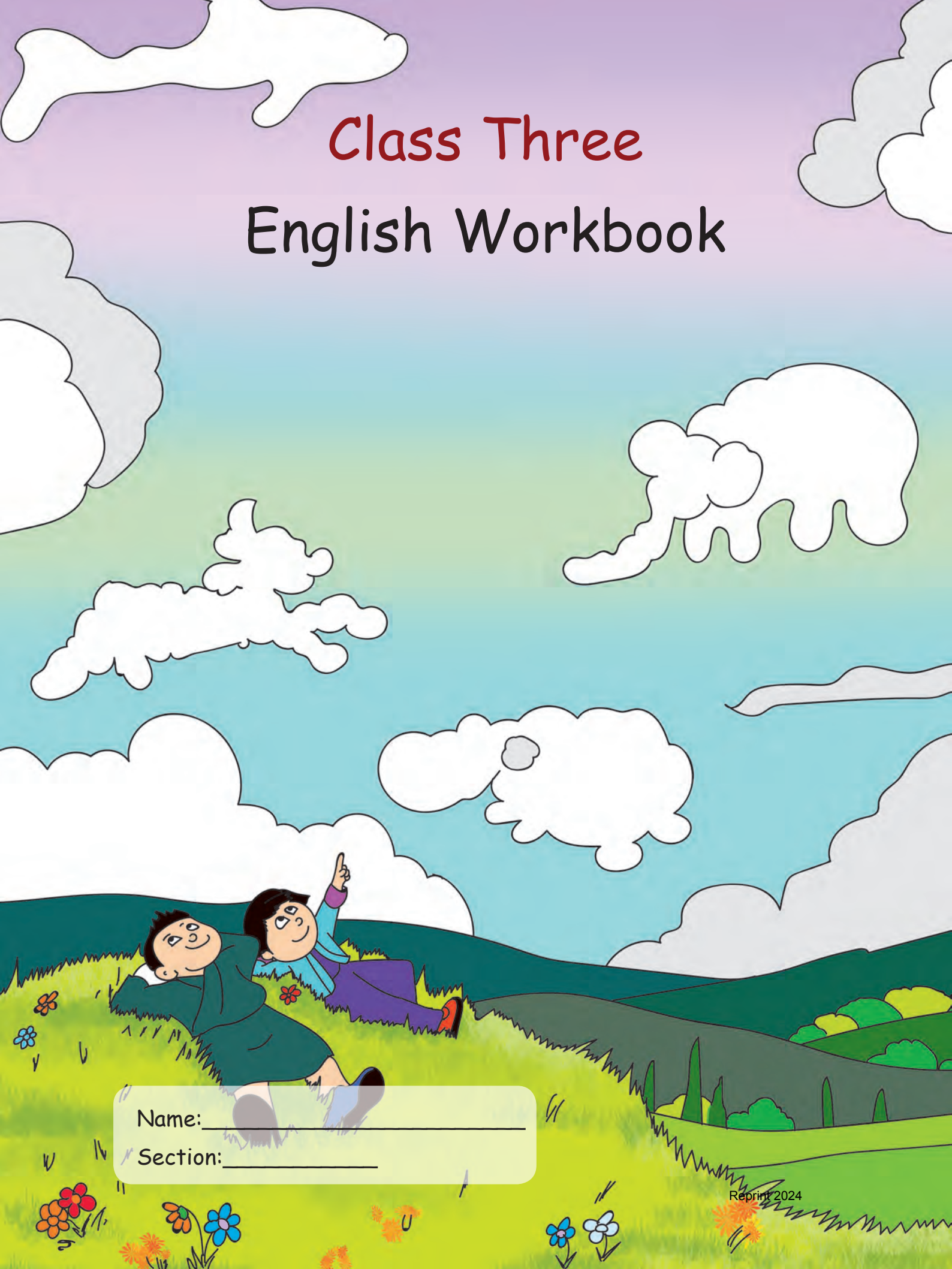


# Class Three

## English Workbook



Name: \_\_\_\_\_

Section: \_\_\_\_\_

## **Published by**

Department of School Education (DSE)  
Ministry of Education and Skills Development (MoESD)  
Royal Government of Bhutan  
Thimphu

Copyright © 2023 Department of School Education (DSE), Ministry of Education and Skills Development (MoESD), Royal Government of Bhutan, Thimphu.

**All rights reserved.** No part of this book may be reproduced in any form without the permission of Ministry of Education and Skills Development, Thimphu.

This workbook remains the property of the Ministry of Education and Skills Development and must not be taken out of the school at any time.

Revised Edition 2023

Reprint 2024

## **Acknowledgement**

The School Curriculum Division (SCD) of the Department of School Education, Ministry of Education and Skills Development, expresses heartfelt appreciation to the professionals and teachers in developing this workbook to enhance the implementation of the English curriculum. Your invaluable contributions have been pivotal in shaping this resource.

1. Sonam Wangmo, Teacher, Gedu HSS
2. Namgay Wangmo, Teacher, Gedu HSS
3. Chechey, Teacher, Dechencholing HSS
4. Namgay Dem, Teacher, Dorokha LSS
5. Babita Gurung, Teacher, Gomtu HSS
6. Phuntsho Lhamo, Advisor, DSE, MoESD
7. Amber Rai, Curriculum Developer, SCD, DSE, MoESD
8. Sangay Tshering, Curriculum Developer, SCD, DSE, MoESD

# CONTENTS

|                        |    |
|------------------------|----|
| ABOUT ME               | 1  |
| MY BODY                | 5  |
| MY FAMILY              | 13 |
| MY SCHOOL              | 23 |
| HEALTHY LIVING         | 26 |
| ME AND MY FRIENDS      | 28 |
| SAVING                 | 33 |
| ME AND MY SURROUNDINGS | 41 |



## Important Instructions for Teachers

1. This thematic workbook has been specially designed for class three children in Bhutan.
2. The worksheets in the workbook can be used before, during and after the lesson.
3. In accordance with the English Instructional Guide for class three, children are introduced to basic grammar concepts such as punctuation and frequently used high-frequency or sight words.
4. This thematic workbook takes a systematic approach to learning and includes a range of activities to engage children in active learning.
5. Children anticipate receiving praise from their teacher for their efforts. After assessing their work, you may complete the worksheet by sticking a sticker on it.

# ABOUT ME



Read the sample of paragraph writing

Topic

Topic sentence

**Introducing Myself**

Supporting sentence

Hello! My name is Pema. I am 10 years old. My birthday is on 28th July.

I am tall and thin. I have short, black hair and big brown eyes. I have small nose. People tell me that I have a lovely smile.

In school, I enjoy learning English and Dzongkha. I also like health and physical education subject because I am like games and sports. I like Mathematics because numbers are fun to learn.

I play football and basket ball. I am a good football player. Besides, I also love travelling to different places with my parents and siblings. Travelling fascinates me since it allows me to explore new things and meet new people.



Discuss and write topic sentences and supporting sentences about yourself

Topic : \_\_\_\_\_

Topic sentence: \_\_\_\_\_

Supporting sentence:

1. \_\_\_\_\_

2. \_\_\_\_\_

3. \_\_\_\_\_

Topic sentence: \_\_\_\_\_

Supporting sentence:

1. \_\_\_\_\_

2. \_\_\_\_\_

3. \_\_\_\_\_

Topic sentence: \_\_\_\_\_

Supporting sentence:

1. \_\_\_\_\_

2. \_\_\_\_\_

3. \_\_\_\_\_

**Teacher's note:** Teach paragraph writing explicitly.





## Let's talk about feelings



What makes  
you happy?



What makes  
you afraid?



What makes you  
sad?



What makes  
you angry?

Write a diary entry for a day that you felt happy/sad/angry/  
afraid. Describe what happened to you.

Dear diary,

---

---

---

---

---

---

---

---

---

---

**Note:** Encourage learners to maintain diary book to express their feelings.



# MY BODY



Read the poem

I am a bee.  
I see a field of flowers  
I taste the pollen of the flowers  
I smell the flowers scent  
I hear the wind blowing around me  
I feel the sun on my wings  
I am a bee in the spring.

Anonymous





## Answer the questions

1. What is the poem about?

Answer: \_\_\_\_\_

2. How many senses are there?

Answer: \_\_\_\_\_

3. Which sense does a bee use to smell?

Answer: \_\_\_\_\_

4. "*I taste the pollen of the flowers*". Explain the line in your own words.

Answer: \_\_\_\_\_

5. Make a sentence each using the following words.

i. see \_\_\_\_\_

\_\_\_\_\_

ii. feel \_\_\_\_\_

\_\_\_\_\_

iii. hear \_\_\_\_\_

\_\_\_\_\_



## Go outside and write

Go outside and write what you see, hear, taste, feel and smell.

*Example: I see a black bird perching on the branch.*

1. I see \_\_\_\_\_

\_\_\_\_\_

2. I hear \_\_\_\_\_

\_\_\_\_\_

3. I taste \_\_\_\_\_

\_\_\_\_\_

4. I smell \_\_\_\_\_

\_\_\_\_\_






5. I feel \_\_\_\_\_

\_\_\_\_\_



Choose the word given in the first row and fill in the right column.

|   |                                 |                                      |                                   |                               |
|---|---------------------------------|--------------------------------------|-----------------------------------|-------------------------------|
| radio<br>perfume<br>clouds<br>chocolate | fur<br>bird<br>voice<br>picture | flower<br>apple<br>feather<br>spices | pickle<br>song<br>smoke<br>sunset | cheese<br>cry<br>soap<br>silk |
|---|---------------------------------|--------------------------------------|-----------------------------------|-------------------------------|

| SEE  | SMELL  | HEAR   | TASTE   | TOUCH  |
|--|--|--|---|--|
|  |  |  |  |  |
|  |  |  |   |  |



## Let's talk about Health and First Aid



Have you ever had a nosebleed?

What should you do if your nose starts bleeding?

### KEEP CALM!

It is usually not a reason to panic.

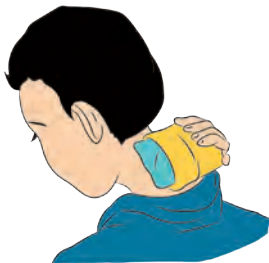
Remember not to touch the blood of other person.

## What to do if your nose bleeds?



1. Sit forward with your head down.

2. Pinch your nose closed for 2 minutes and breathe through your mouth.



3. Put something cold on the back of your neck such as a wet towel or ice cubes wrapped in a towel.

4. Do not blow your nose for a while after the bleeding has stopped.



5. If the bleeding does not stop after 15 minutes, see a doctor or a nurse.



Circle the correct answer

1. The above information is about first aid for nose bleed.

Yes

No

2. What is the first step?

Sit forward

Lie down

3. The person should lean backwards.

Yes

No

4. The person should pinch their nose.

Yes

No

5. How long should they pinch the nose?

5 minutes

15 minutes

6. If still bleeding after 15 minutes, see a doctor.

Yes

No



Let's talk about keeping my body safe.




### KEEPING MY BODY SAFE

We need to look after our bodies.

We get "yes" feelings when we like something and want it to continue.

We get "no" feelings when something makes us feel uncomfortable and we want it to stop.

Fill in a ✓ if the picture is a safe activity or a ✗ if it is showing an unsafe activity. Then write a sentence below each picture to say why you think it is safe or unsafe.





## Let's talk about Saying No

### SAYING NO

It is not always easy to say no, but you must say no when someone makes you uncomfortable. If someone gives you the "no" feeling and makes you uncomfortable, talk about it to an adult that you trust.

Write down how you would report a bad experience to someone you can trust.

---

---

---

---

---

---

---

---

---



# MY FAMILY



Read the information given below

## My Lovely Family

Hello! My name is Dechen. I am eight years old, and I am from Mongar. I am going to introduce you to my lovely family. It is pretty big and very happy.

My mother's name is Sonam, and my father is Nima. My mother has black hair, and she is very soft spoken and kind. My father is tall and slim, and he is a funny person. I love my mother and father very much.

My parents have three children. This is my brother Chophel, my baby brother Dawa, and me. Dawa is a sweet boy, he is only three years old. He loves playing and being with me all the time.

My younger brother, Dawa, is a seven month. He is always happy and has pleasing personality. He likes being on my father's lap and he never lets Chungku, his bunny, take his place.

My father has a younger sister. Her name is Chimi Zangmo, and she is my aunt. My mother has two brothers. Their names are Dhendup and TandinTshering. They are my uncles.

I also have my grandparents and my cousins Choden, Selden, and Leksoel. We have a pet dog named Dochu. He is my favorite dog! I love my family and my pet very much.





## Activity 1

*Answer the questions from the information given above.*

1. *How old is Dechen?*

Answer: \_\_\_\_\_

2. *Is she from Thimphu?*

Answer: \_\_\_\_\_

3. *How many brothers has she got?*

Answer: \_\_\_\_\_

4. *What is her mother's name?*

Answer: \_\_\_\_\_

5. *How old is Dawa?*

Answer: \_\_\_\_\_

6. *Who is bunny?*

Answer: \_\_\_\_\_

7. *How many cousins has Dechen got?*

Answer: \_\_\_\_\_

8. *What are their names?*

Answer: \_\_\_\_\_



## Activity 2

(a) Complete the table with family relationships.

| Male | Female |
|------|--------|
|      |        |
|      |        |
|      |        |
|      |        |

(b) Match the opposites

1 old

a small

2 big

b short

3 happy

c serious

4 tall

d fat

5 slim

e young

6 funny

f hate

7 love

g unhappy



### Activity 3

(a) List down eight adjectives from the text 'My Lovely Family'

- |         |         |
|---------|---------|
| 1 _____ | a _____ |
| 2 _____ | b _____ |
| 3 _____ | c _____ |
| 4 _____ | d _____ |

(b) Fill in the blanks with the correct possessive pronouns.


Example: I like your dress. Do you like *mine*? (*I*)



1. These dogs are so cute. Which one is .....? (*you*)
2. I found your book but I can't find.....? (*I*)
3. Pema likes Dema's shoes, but she doesn't like.....(*she*)
4. This is not your party, it's .....(*we*)
5. I didn't have my book, so Tadin gave me .....(*he*)
6. Sonam and Dechen like your car, do you like .....?(*they*)



Read the comic strip given below

## Mother Hen and the Chicks













## Create your own comic strip

### THREE LITTLE PIGS







Read the story and write the answers

### Carry out reader's theatre

**Narrator:** Little Riding Hood lived in a wood with her mother. One day Little Red Riding Hood went to visit her granny. She had a nice cake in her basket. On her way, Little Red Riding Hood met a wolf.



**Wolf:** Hello! Where are you going?

**Little Red Riding Hood:** I'm going to see my grandmother. She lives in a house behind those trees.

**Narrator:** The wolf ran to Granny's house and ate Granny up. He got into Granny's bed. A little later, Little Red Riding Hood reached the house. She looked at the wolf.

**Little Red Riding Hood:** Granny, what big eyes you have!

**Wolf:** All the better to see you!

**Little Red Riding Hood:** Granny, what big ears you have!

**Wolf:** All the better to hear you!

**Little Red Riding Hood:** Granny, what a big nose you have!

**Wolf:** All the better to smell you with!





## Read the story and write the answers

*Little Red Riding Hood:* Granny, what big teeth you have!

*Wolf:* All the better to eat you with!

*Narrator:* Shouted the wolf. A woodcutter was in the wood. He heard a loud scream and ran to the house. The woodcutter hit the wolf over the head. The wolf opened his mouth wide and shouted and Granny jumped out. The wolf ran away and Little Red Riding Hood never saw the wolf again.

Anonymous

### (a) Read the story and answer the questions.

1. Why did Little Red Riding Hood take a basket filled with food to her grandmother?

Answer: \_\_\_\_\_

2. What did her mother tell her not to do?

Answer: \_\_\_\_\_

3. Who did she meet in the woods?

Answer: \_\_\_\_\_

4. Where did the wolf go after he talked to Little Red Riding Hood?

Answer: \_\_\_\_\_

5. What did the wolf do to her grandmother?

Answer: \_\_\_\_\_

6. Who saved Little Red Riding Hood?

Answer: \_\_\_\_\_

(b) Make a sentence each for the following words.

1. visit: \_\_\_\_\_

2. reach: \_\_\_\_\_

3. smell: \_\_\_\_\_

4. scream: \_\_\_\_\_

5. said: \_\_\_\_\_

# MY SCHOOL



Read the story and write the answers

## A Day at School

My name is Yeetsho. Today is my first day of school. I am a new student. I walk to school with my friends and sometimes my mother drives me to the school.

My school bag is green, and it contains a book, a pencil, a ruler, and some crayons. I also have my yellow lunch box with me. Rice, kewadatsi, and green vegetables are in my lunch box. My mother occasionally sends me an apple and a banana. I enjoy eating fruits.

I am in class three, and my classroom is large and is fitted with a white board. There is a table and a chair for the teacher. On the table, my teacher keeps a laptop, books, and a water bottle. He is very nice. I pay attention to him and remain silent when he speaks. In my class, there are thirty students. We have all got chairs.

My school has several rooms. There are 26 classrooms, as well as a library, computer lab, and art and craft area. A small play area with swings and a slide is also available. I just play on the playground and not in class. I have fun with all of the girls and boys. I like my new school.



## Write the answers

### 1. Read the text and write True or False.

- a) Yeetsho is a new student. \_\_\_\_\_
- b) She is in class three. \_\_\_\_\_
- c) Her mother drives her to school in the car. \_\_\_\_\_
- d) Her school has 25 classrooms. \_\_\_\_\_
- e) There are 30 students in her class. \_\_\_\_\_
- f) When her teacher speaks, she reads book. \_\_\_\_\_

### 2. Read the text again and complete the sentence.

It's Yeetsho's first day of \_\_\_\_\_. Sometimes, her \_\_\_\_\_ drives her to school in the car. She has a green \_\_\_\_\_ which has a book, a pencil, a ruler and some crayons. Her lunch box is \_\_\_\_\_. She is in class \_\_\_\_\_. Her \_\_\_\_\_ is very nice and she \_\_\_\_\_ to her teacher. In her school there are 26 \_\_\_\_\_. She likes her \_\_\_\_\_ school.



## Write the answers

### 3. Complete the sentences with correct articles

a                  an                  the

- a) Yeetsho is \_\_\_\_\_ student.
- b). \_\_\_\_\_ teacher is very nice.
- c) There is \_\_\_\_\_ art and craft room in her school.
- d) She plays in \_\_\_\_\_ play ground, not in the classroom.
- e) In her lunch box, she has \_\_\_\_\_ apple and \_\_\_\_\_ banana.
- f) Her classroom is big and has \_\_\_\_\_ white board.
- g) Her teacher uses \_\_\_\_\_ laptop.

### 4. Sort out the words given in the box and write under each column.

playground   crayon   apple   green   art-room   fruit  
Yeetsho   girl   room   slide

| Sl no | Common noun | Proper noun |
|-------|-------------|-------------|
| 1     | girl        | Yeetsho     |
| 2     |             |             |
| 3     |             |             |
| 4     |             |             |
| 5     |             |             |

## HEALTHY LIVING



Read and write the answers

Read the comic script about "Two unforgettable days" from the Anthology of Song, Rhymes and Poems of class III

*Answer the questions.*

1. Who are Sumeet, Arvin and Rewa?

Answer: \_\_\_\_\_

2. What did they love to eat? List the food they like to eat.

Answer: \_\_\_\_\_

3. Why did they fall sick?

Answer: \_\_\_\_\_

4. What did the doctor tell them?

Answer: \_\_\_\_\_

5. What would you have eaten if you were Sumeet, Arvin and Rewa? Why?

Answer: \_\_\_\_\_

6. What lesson did you learn?

Answer: \_\_\_\_\_



## Read the words and construct sentences

- |                  |              |
|------------------|--------------|
| 1. unforgettable | 6. surprise  |
| 2. snacks        | 7. fridge    |
| 3. raced         | 8. heated    |
| 4. rubbish       | 9. dashed    |
| 5. tablets       | 10. midnight |

Example:

1. *We keep our leftover food in the fridge.*

2. \_\_\_\_\_

3. \_\_\_\_\_

4. \_\_\_\_\_

5. \_\_\_\_\_

6. \_\_\_\_\_

7. \_\_\_\_\_

8. \_\_\_\_\_

9. \_\_\_\_\_

10. \_\_\_\_\_

# ME AND MY FRIENDS



Read and answer the questions

## The lion and the mouse



One day, a lion was asleep in the wood. A mouse came along. The mouse didn't see the lion and ran across the lion's nose. The lion woke up. He was disappointed with the mouse. "You woke me up!" he roared.




The mouse was scared. "Please let me go!" said the mouse. "If you let me go, I will repay you one day!"




"You are funny!" said the lion. "How could a mouse help a lion?"

The lion laughed and let the mouse go home.



Some days later, the lion was caught in a hunter's net. He couldn't get out. The lion roared in anger.





The mouse heard the lion and ran to the net. The mouse saw the lion and had an idea. She chewed on the net until it broke and the lion fell out. The lion was free.



"Even a mouse can help a lion!" said the mouse. From that day, the mouse and the lion became friends.

*Rearrange the sentences to form a story and write in the table.*

|   |   |
|---|---|
| 1 | The little mouse ran up the lion's nose.                  |
| 2 | He saw the lion in hunter's net.                          |
| 3 | One day, a lion was asleep in the sun.                    |
| 4 | The lion was disappointed and caught the mouse.           |
| 5 | The mouse chewed the net and freed the lion.              |
| 6 | The mouse said, "be kind to me, I will help you one day." |
| 7 | The mouse and the lion became friends.                    |

---

---

---

---

---

---

---

---

*Write the answers to the following questions.*

1. What animal did the lion catch?

Answer: \_\_\_\_\_

2. What did the mouse promise the lion?

Answer: \_\_\_\_\_

3. Did the lion think that the mouse can help him?

Answer: \_\_\_\_\_

4. What happened to the lion the next day?

Answer: \_\_\_\_\_

5. How did the mouse help the lion?

Answer: \_\_\_\_\_

6. If you were a mouse, would you help the lion? Why?

Answer: \_\_\_\_\_

7. What did you learn from the story?

Answer: \_\_\_\_\_



## Write a friendly letter

Sender  
address

Sinchula Primary School  
Darla, Chhukha

Date

Date: 21/2/2023

Salutation

Dear Karma,

Body

I hope everything is great with you. It has been so long since we haven't met. So, I thought we could get together this summer vacation.

We could spend our time together by playing a "hide and seek" game, reading, drawing, listening to music and watching our favourite cartoon. We could even go for a picnic and visit a park to have fun.

I would love to share many exciting plans when we meet and I could not wait to get us together. See you soon.

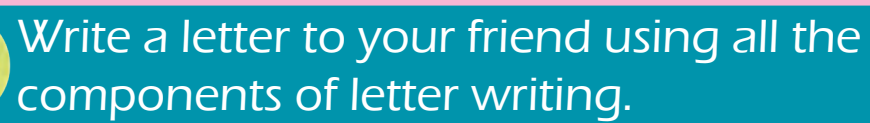
Complementary  
closure

With love,

Signature

Name

(Sonam)

[illegible]

# SAVING



Read the story and carry out the activity

## Saving for a Birthday Gift

One day, Chechay and her best friend Babita were walking to school. Chechay told Babita that she intended to get her sister a special storybook for her birthday, "Cat and Mouse in a Haunted House" by Geronimo Stilton. She adores Geronimo Stilton's book, which is full of adventures.

The majority of children prefer to read her book. Because it has lovely images and simple text. The book she wishes to buy costs Nu.350. Babita advised her to begin saving. She had Nu.200, which her grandparents had given her when she visited her last week. She deposited Nu.200 into her piggy bank.

She received Nu.200 the following week as a reward for helping her aunt with domestic tasks. She deposited the Nu.200 in her piggy bank again. She was excited about how much money she had saved by the end of the week. Finally, she was able to buy the book she wanted. She saved the remaining Nu.50 in her piggy bank for her next savings goal.



## Activity

### Direction:

- ☞ Show the learners piggy bank or bring a piggy bank to class.
- ☞ Ask them how people use a piggy bank. (Answers will vary but may include using it as a place to save their money)
- ☞ Explain that a piggy bank is a place to save your money.
- ☞ Explain to the learners that saving means keeping some of your money to buy things in the future.





## Read and draw

Following are Chechay's next saving goals



Draw your saving goals.

### MY SAVING GOALS

I can save money by: \_\_\_\_\_

\_\_\_\_\_

\_\_\_\_\_

\_\_\_\_\_

\_\_\_\_\_

\_\_\_\_\_

\_\_\_\_\_





Read the story and carry out the activity

### THE ANT AND THE GRASSHOPPER

Once upon a time, there lived an ant and a grasshopper in a grassy meadow by the river. It was during the hot summer season when the ant was working hard by collecting food from the farmer's field.

The ant would work hard all day long from dawn to dusk collecting the food on her back. She would then put the food in her store carefully and rush back to the field to collect another food. She would rush back and forth between the field and her store, often repeating this task the whole day.



On the other hand, there was a grasshopper in the grassy meadow who spend all his time in singing and dancing. He would often make fun at the ant for working so hard for the whole day. He would sometimes call the ant to join him in singing and dancing. However, the ant would ignore him and continue with

her work. This would make the grasshopper laugh even louder and he often say that he has enough food for the summer.

Hearing this, the ant said that she was saving some food for the cold season and suggested the grasshopper to collect the food. The grasshopper didn't listen to her words and continued singing and dancing happily.

Soon summer came to an end and it was winter. It became freezing cold outside due to snowfall and the nights were long and dark. Out of cold, the grasshopper lost his interest in singing and dancing. He was cold and hungry and had no place to take shelter from the snow outside. He wondered how to keep himself safe.

Suddenly he remembered about the ant and visited her for some food and shelter. Off he went to her place and knocked at her door for help. When she opened the door, the grasshopper offered to sing for her in return for some food and shelter.

To this, the ant replied that she had worked hard in summer to save enough food for winter and the grasshopper had mocked her then. She gently asked him to sing somewhere else and earn his food and shelter.

It is then, the grasshopper realized that he should have saved up enough for the winter instead of wasting his time being lazy during summer in singing and dancing around.

Anonymous



## Activity 1

Answer the following questions.

1. What was the story about?

Answer: \_\_\_\_\_

2. When did the story happen?

Answer: \_\_\_\_\_

3. Where did the story happen?

Answer: \_\_\_\_\_

4. Who were in the story?

Answer: \_\_\_\_\_

5. Who was the main character in the story?

Answer: \_\_\_\_\_

6. What was the problem in the story?

Answer: \_\_\_\_\_

7. How was the problem solved?

Answer: \_\_\_\_\_



## Activity 1

Answer the following questions.

1. How did the grasshopper spend his time?

Answer: \_\_\_\_\_

2. Did the grasshopper find food in winter?

Answer: \_\_\_\_\_

3. What did the ant tell when he ask for the food?

Answer: \_\_\_\_\_

\_\_\_\_\_

4. If you were asked to store things for winter what would you store? Name any three things.

Answer: 1. \_\_\_\_\_ 2. \_\_\_\_\_

3. \_\_\_\_\_

# ME AND MY SURROUNDINGS



Read the poem and carry out the activity

## ROBIN

Robin sang sweetly  
When the days were bright:  
'Thanks, thanks for summer,'  
He sang with all his might.

Robin sang sweetly,  
In the autumn days,  
'There are fruits for everyone;  
Let all give praise.'

In the cold and wintry weather,  
Still hear his song:  
'Somebody must sing,' said Robin  
'Or winter will seem long.'

When the spring came back again,  
He sang, 'I told you so!  
Keep on singing through the  
winter  
It will always go.'



Anonymous



## Activity 1

Answer the following questions after reading the poem 'Robin'.

1. Do you think Robin is a happy bird? Why?

Answer: \_\_\_\_\_

\_\_\_\_\_

2. Which of the following words best describe Robin? Why?

a. careful      b. clever      c. hopeful      d. sorrowful

Answer: \_\_\_\_\_

3. What is the poem about?

Answer: \_\_\_\_\_

4. Draw Robin and colour it.



## Activity 1

Write True (T) or False (F) about the poem.

- a) Robin sang sweetly throughout the year. ( )
- b) Robin sang with all his might in the winter. ( )
- c) Robin says we should all give praise in the morning. ( )
- d) Robin stopped singing in the cold winter. ( )
- e) Summer comes immediately after the autumn. ( )



Read the poem and carry out the activity

### THE CLOTHESLINE

Hand in hand they dance in a row,  
Hither and thither, and to and fro,  
Flip! Flap! Flop! and away they go —  
Fluttering creatures as white as snow,  
Like restive horses they caper and prance;  
Like fairy-tale witches they wildly dance;  
Rounded in front, but hollow behind,  
They shiver and skip in the merry March wind.

One I saw dancing excitedly,  
Struggling so wildly till she was free,  
Then, leaving pegs and clothesline behind her,  
She flew like a bird, and no one can find her.

I saw her gleam, like a sail, in the sun,  
Flipping and flapping and flopping for fun.  
Nobody knows where she now can be,  
Hid in a ditch, or drowned in the sea.

She was my handkerchief not long ago,  
But she'll never come back to my pocket, I know.

By Charlotte Druitt Cole







## Activity 1

Answer the following questions after reading the poem 'The Clothes Line'.

1. What is the title of the poem?

Answer: \_\_\_\_\_

2. Who is the poet?

Answer: \_\_\_\_\_

3. How many stanzas are there in the poem?

Answer: \_\_\_\_\_

4. How many lines are there in one stanza?

Answer: \_\_\_\_\_

5. Write four pairs of rhyming words.

Example: sun-fun

Answer: 1. \_\_\_\_\_ 2. \_\_\_\_\_

3. \_\_\_\_\_ 4. \_\_\_\_\_



## Activity 2

Answer the following questions

1. What is described in the poem?

Answer: \_\_\_\_\_

2. What are the clothes compared to? Give two examples.

Answer: \_\_\_\_\_

3. What do restive horses do?

Answer: \_\_\_\_\_

4. "I saw a gleam like a sail in the sun." Who is she referred to?

Answer: \_\_\_\_\_

5. What did the fluttering creature do?

Answer: \_\_\_\_\_

6. What must have happened to the handkerchief after being freed from the cloth peg?

Answer: \_\_\_\_\_

\_\_\_\_\_  
\_\_\_\_\_

7. Complete the following comparisons.

Example: As bright as the stars.

a. As white as \_\_\_\_\_

b. As green as \_\_\_\_\_

c. As red as \_\_\_\_\_

d. As blue as \_\_\_\_\_

8. Wash you handkerchief. Hand it with a peg to dry in the wind.  
Watch how it flutters.